

A Guide To Arranging Make-up Classes For Your Child



L i L † B U T M i G H T Y



The logo consists of the words "LIL' BUT MIGHTY" in a bold, black, sans-serif font. The text is contained within a light blue, rectangular shape that has a red, wavy line at its bottom edge, resembling a ribbon or a splash. The background of the entire slide is bright yellow and decorated with various colorful geometric shapes and icons, including a pink circle, a grey triangle, a blue rectangle with small white dots, a yellow square with a smiley face, a light blue square with a smiley face, a red circle with a smiley face, a pink triangle with a smiley face, a white starburst, a blue circle with three red dots, and a yellow character holding a red flag with the text "LIL' BUT MIGHTY".

LIL' BUT MIGHTY

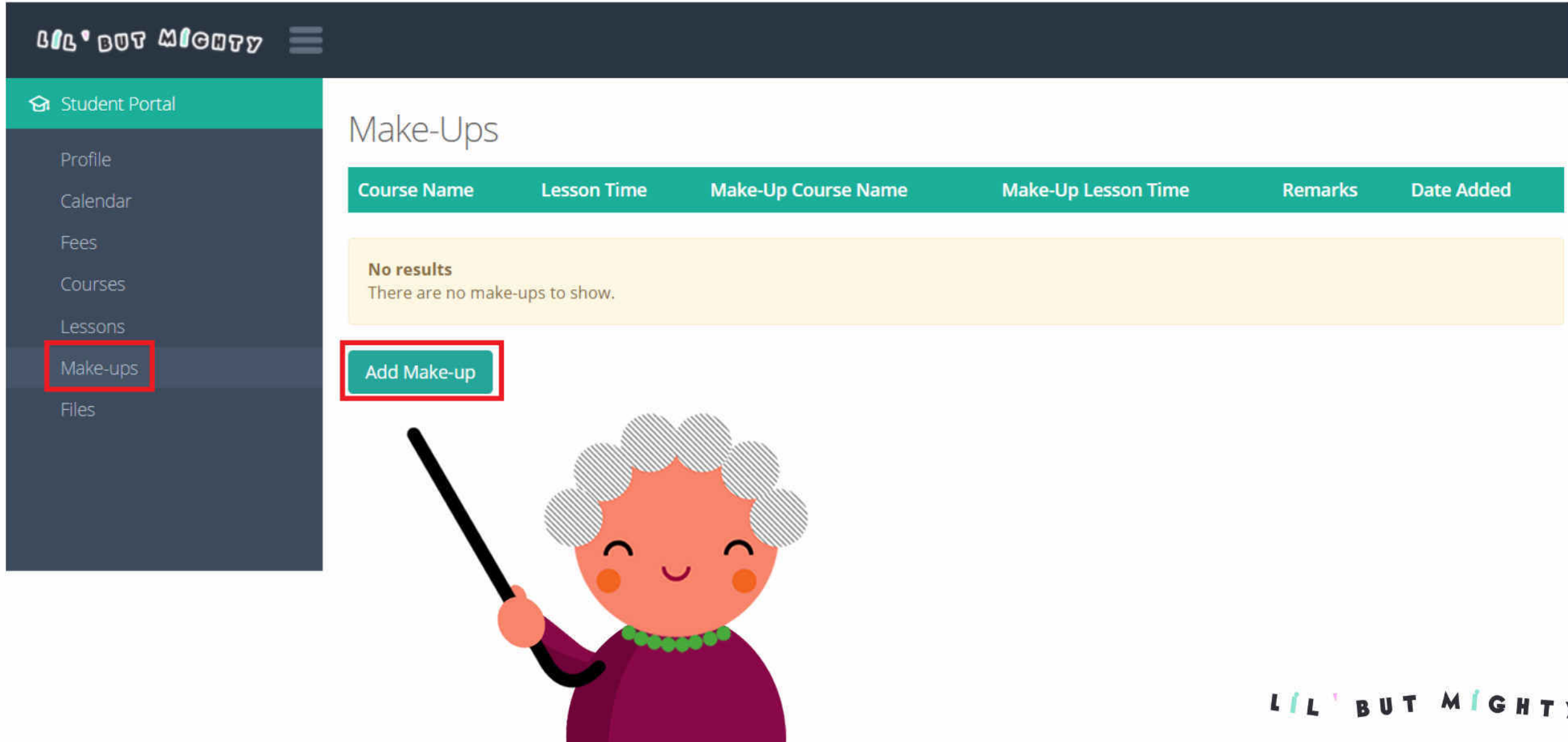
Log in to the Lil' but Mighty school portal here:

<https://student.lilbutmightyenglish.com/>

Use the school account details you received
via email and SMS.

A pink, rectangular button with rounded corners and a slightly distressed, paper-like texture. The text "LOGGING IN" is written in a bold, black, sans-serif font, centered on the button.

LOGGING IN

Step 1: Go to Make-ups and select Add Make-up.

LIL' BUT MIGHTY


Student Portal

- Profile
- Calendar
- Fees
- Courses
- Lessons
- Make-ups**
- Files

Make-Ups

Course Name	Lesson Time	Make-Up Course Name	Make-Up Lesson Time	Remarks	Date Added
No results There are no make-ups to show.					

Add Make-up



LIL' BUT MIGHTY

Step 2: Select the Month and Day your child is unable to attend. This is the day you will need to arrange the make-up lesson for.

LIL' BUT MIGHTY ☰


Student Portal

- Profile
- Calendar
- Fees
- Lessons
- Make-ups
- Files

Choose a lesson to skip

Year: 2021 ▾ Month: June ▾ Day: 5 ▾ Time: All ▾ Course: All ▾

Date	Time	Day	Course
05/06/2021	11:30	Saturday	P1 WONDER (NOVENA)



Step 3: You may also select All to display all your child's future lessons.

LIL' BUT MIGHTY ☰


Student Portal

- Profile
- Calendar
- Fees
- Lessons
- Make-ups
- Files

Choose a lesson to skip

Year: 2021 | Month: All | Day: All | Time: All | Course: All

Date	Time	Day	Course
05/06/2021	11:30	Saturday	P1 WONDER (NOVENA)
12/06/2021	11:30	Saturday	P1 WONDER (NOVENA)
19/06/2021	11:30	Saturday	P1 WONDER (NOVENA)
26/06/2021	11:30	Saturday	P1 WONDER (NOVENA)
03/07/2021	11:30	Saturday	P1 WONDER (NOVENA)
10/07/2021	11:30	Saturday	P1 WONDER (NOVENA)
17/07/2021	11:30	Saturday	P1 WONDER (NOVENA)
24/07/2021	11:30	Saturday	P1 WONDER (NOVENA)



Note: You may arrange for make-ups up to 2 months in advance.

Step 4: You may now select a date.

LIL' BUT MIGHTY

Student Portal

Profile

Calendar

Fees

Lessons

Make-ups

Files

Choose a lesson to skip

Year Month Day Time Course

2021 All All All All

Date	Time	Day	Course
05/06/2021	11:30	Saturday	P1 WONDER (NOVENA)
12/06/2021	11:30	Saturday	P1 WONDER (NOVENA)
19/06/2021	11:30	Saturday	P1 WONDER (NOVENA)
26/06/2021	11:30	Saturday	P1 WONDER (NOVENA)
03/07/2021	11:30	Saturday	P1 WONDER (NOVENA)
10/07/2021	11:30	Saturday	P1 WONDER (NOVENA)
17/07/2021	11:30	Saturday	P1 WONDER (NOVENA)
24/07/2021	11:30	Saturday	P1 WONDER (NOVENA)



Step 5: Select the Month and Day your child is able to attend. This is the day your child will attend the replacement class (in lieu of the lesson missed).

LIL' BUT MIGHTY ☰


Student Portal

- Profile
- Calendar
- Fees
- Lessons
- Make-ups
- Files

Choose a lesson to Make-Up

Year: 2021 | Month: **June** | Day: **2** | Time: All | Course: All

Date	Time	Day	Course
02/06/2021	15:00	Wednesday	P1 WONDER (BUKIT TIMAH)
02/06/2021	15:00	Wednesday	P1 WONDER (HOUGANG)



Step 6: You may also select All to display all the available replacement classes for your child.

LIL' BUT MIGHTY

🏠 Student Portal

Profile

Calendar

Fees

Lessons


Make-ups

Files

Choose a lesson to Make-Up


Year
 Month
 Day
 Time
 Course


Date	Time	Day	Course
02/06/2021	15:00	Wednesday	P1 WONDER (BUKIT TIMAH)
02/06/2021	15:00	Wednesday	P1 WONDER (HOUGANG)
04/06/2021	09:30	Friday	P1 WONDER (BUKIT TIMAH)
05/06/2021	13:30	Saturday	P1 WONDER (HOUGANG)
05/06/2021	16:00	Saturday	P1 WONDER (BUKIT TIMAH)
06/06/2021	11:30	Sunday	P1 WONDER (HOUGANG)
06/06/2021	14:00	Sunday	P1 WONDER (NOVENA)



Note: All classes displayed fall within the same lesson week as the date you initially selected and will cover the same lesson your child has missed.

Step 6: You may also select All to display all the available replacement classes for your child.


LIL' BUT MIGHTY 

 Student Portal

- Profile
- Calendar
- Fees
- Lessons
- Make-ups
- Files

Choose a lesson to Make-Up

Year: 2021 | Month: **All** | Day: **All** | Time: All | Course: All



Please be mindful of the branches indicated in each class.

Date	Time	Day	Course
02/06/2021	15:00	Wednesday	P1 WONDER (BUKIT TIMAH)
02/06/2021	15:00	Wednesday	P1 WONDER (HOUGANG)
04/06/2021	09:30	Friday	P1 WONDER (BUKIT TIMAH)
05/06/2021	13:30	Saturday	P1 WONDER (HOUGANG)
05/06/2021	16:00	Saturday	P1 WONDER (BUKIT TIMAH)
06/06/2021	11:30	Sunday	P1 WONDER (HOUGANG)
06/06/2021	14:00	Sunday	P1 WONDER (NOVENA)

Note: All classes displayed fall within the same lesson week as the date you initially selected and will cover the same lesson your child has missed.

Step 7: You may now select a replacement class for your child.

LIL' BUT MIGHTY ☰


Student Portal

- Profile
- Calendar
- Fees
- Lessons
- Make-ups
- Files

Choose a lesson to Make-Up

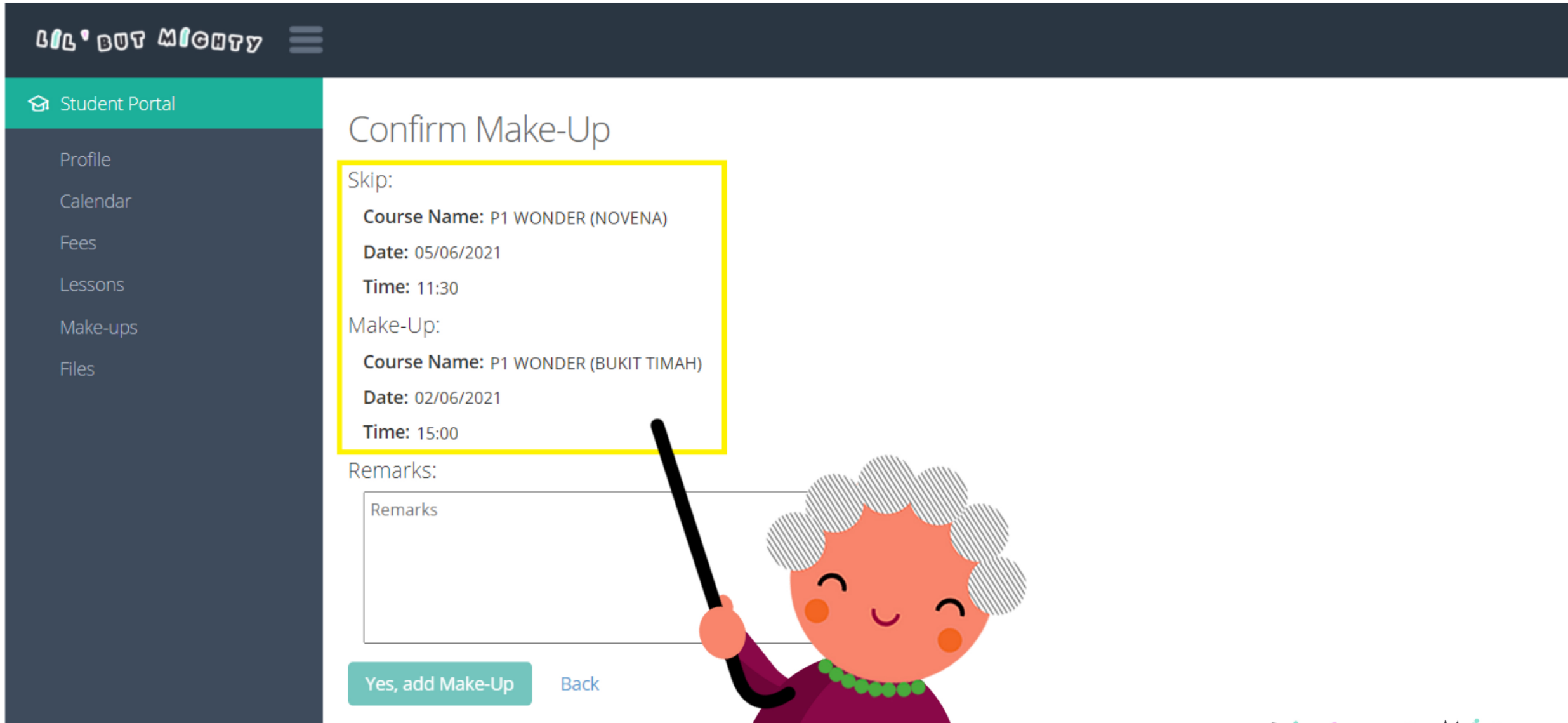
Year: 2021 | Month: All | Day: All | Time: All | Course: All

Date	Time	Day	Course
02/06/2021	15:00	Wednesday	P1 WONDER (BUKIT TIMAH)
02/06/2021	15:00	Wednesday	P1 WONDER (HOUGANG)
04/06/2021	09:30	Friday	P1 WONDER (BUKIT TIMAH)
05/06/2021	13:30	Saturday	P1 WONDER (HOUGANG)
05/06/2021	16:00	Saturday	P1 WONDER (BUKIT TIMAH)
06/06/2021	11:30	Sunday	P1 WONDER (HOUGANG)
06/06/2021	14:00	Sunday	P1 WONDER (NOVENA)



A red arrow points to the first row of the table, and a black arrow points to the first row of the table.

Step 8: Once you have selected a replacement class, you will see a summary of the make-up you have arranged. Please check that all the details are correct.



LIL' BUT MIGHTY

Student Portal

- Profile
- Calendar
- Fees
- Lessons
- Make-ups
- Files

Confirm Make-Up

Skip:

- Course Name:** P1 WONDER (NOVENA)
- Date:** 05/06/2021
- Time:** 11:30


Make-Up:

- Course Name:** P1 WONDER (BUKIT TIMAH)
- Date:** 02/06/2021
- Time:** 15:00

Remarks:

Remarks

[Yes, add Make-Up](#) [Back](#)



Step 9: Type in the reason for the Make-Up inside the Remarks box.

LIL' BUT MIGHTY

Student Portal

Profile

Calendar

Fees

Lessons

Make-ups

Files

Confirm Make-Up

Skip:

Course Name: P1 WONDER (NOVENA)

Date: 05/06/2021

Time: 11:30

Make-Up:

Course Name: P1 WONDER (BUKIT TIMAH)

Date: 02/06/2021

Time: 15:00

Remarks:

Student on MC

[Yes, add Make-Up](#) [Back](#)

**Note: The Remarks box is a required field.
You will not be able to continue if the Remarks box is empty.**

Step 10: You may now click Yes, add Make-Up.

LIL' BUT MIGHTY



Student Portal

Profile

Calendar

Fees

Lessons

Make-ups

Files

Confirm Make-Up

Skip:

Course Name: P1 WONDER (NOVENA)**Date:** 05/06/2021**Time:** 11:30

Make-Up:

Course Name: P1 WONDER (BUKIT TIMAH)**Date:** 02/06/2021**Time:** 15:00

Remarks:

Student on MC

Yes, add Make-Up

[Back](#)

Step 10: A confirmation message will appear. Makeup successfully added.LIL' BUT MIGHTY  Student Portal

Profile

Calendar

Fees

Lessons

Make-ups

Files

Confirm Make-Up

Skip:

Course Name: P1 WONDER (NOVENA)**Date:** 05/06/2021**Time:** 11:30

Make-Up:

Course Name: P1 WONDER (BUKIT TIMAH)**Date:** 02/06/2021**Time:** 15:00

Remarks:

[Yes, add Make-Up](#)[Done](#)**Makeup successfully added.**

Step 11: Click Done.

LIL' BUT MIGHTY



Student Portal

Profile

Calendar

Fees

Lessons

Make-ups

Files

Confirm Make-Up

Skip:

Course Name: P1 WONDER (NOVENA)**Date:** 05/06/2021**Time:** 11:30

Make-Up:

Course Name: P1 WONDER (BUKIT TIMAH)**Date:** 02/06/2021**Time:** 15:00

Remarks:

Student on MC

Yes, add Make-Up

Done

Makeup successfully added.



Step 12: You will be taken to the Make-Ups summary page, where you will see all the make-ups you have arranged for your child.

LIL' BUT MIGHTY ☰


Student Portal

- Profile
- Calendar
- Fees
- Lessons
- Make-ups**
- Files

Make-Ups

Course Name	Lesson Time	Make-Up Course Name	Make-Up Lesson Time	Remarks	Date Added
P1 WONDER (NOVENA)	05/06/2021 11:30	P1 WONDER (BUKIT TIMAH)	02/06/2021 15:00	Student on MC	01/06/2021

[Add Make-up](#)



Step 13: You may click on any make-up to view its details.

LIL' BUT MIGHTY ☰


Student Portal

- Profile
- Calendar
- Fees
- Lessons
- Make-ups
- Files

Make-Ups

Course Name	Lesson Time	Make-Up Course Name	Make-Up Lesson Time	Remarks	Date Added
P1 WONDER (NOVENA)	05/06/2021 11:30	P1 WONDER (BUKIT TIMAH)	02/06/2021 15:00	Student on MC	01/06/2021

[Add Make-up](#)



LIL' BUT MIGHTY

**Looks like you're all ready!
Have a good lesson!**

LOGGING IN



Thank you!

If you have any questions, please don't hesitate to contact the
MightyHappy Team at 9646 0930.



L i L ' B U T M i G H T Y

